



# Commonwealth Healthcare Corporation

## Commonwealth of the Northern Mariana Islands



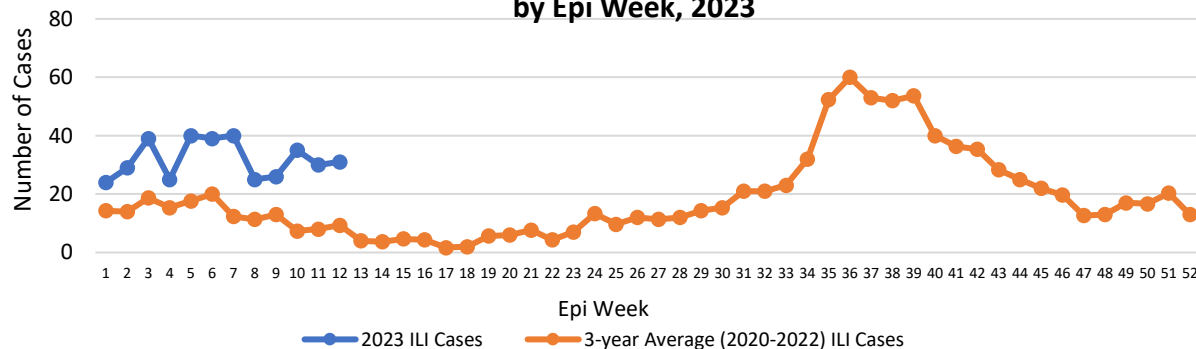
### CNMI Weekly Syndromic Surveillance Report

EPI WEEK 12

EPI WEEK DATE: March 19 - March 25, 2023

Clinic	Influenza-Like-Illness (ILI)		Diarrhea (DIA)		Prolonged Fever (PF)		Acute Fever and Rash (AFR)		Total Encounters	
	Last week	Current week	Last week	Current week	Last week	Current week	Last week	Current week	Last week	Current week
CHCC Family Care Clinic	1	1	0	2	0	1	0	0	477	362
CHCC Women's Clinic	0	0	0	0	0	1	0	0	120	84
CHCC Children's Clinic	7	4	3	1	1	3	0	0	251	264
CHCC Emergency Room	19	21	18	13	8	2	0	0	476	464
Kagman Isla Community Health	0	2	0	0	0	0	0	0	216	220
Tinian Isla Community Health	2	2	0	0	0	0	0	0	26	42
CHCC Tinian Health Center	1	1	3	0	0	0	0	0	83	73
CHCC Rota Health Center	0	0	0	0	1	0	0	0	48	55
	30	31	24	16	10	7	0	0	1697	1564

Total Number of Influenza-like Illness (ILI) Cases Reported in the CNMI  
by Epi Week, 2023



#### KEY TAKEAWAYS

- **8% Decrease** in **Total Encounters** from the last epi week to the current epi week.
- **16% Decrease** in **Prolonged Fever** cases were seen this epi week (#12) compared to the average of the previous 3 epi weeks (#11, 10, & 09).
- **13% Decrease** in **Diarrhea** cases were seen this epi week (#12) compared to the average of the previous 3 epi weeks (#11, 10, & 09).
  - 0 Influenza cases
  - 25 COVID-19 cases

#### ALERTS AND TRENDS

- ILI: Stable from previous week
- PF: Decrease from previous week
- AFR: Stable from previous week
- DIA: Increase from previous week

Syndromes	Epi Week				% Change from current week to previous 3 weeks	COVID Hospitalizations	
	12	11	10	09		Date Range	Totals
Acute Fever and Rash	0	0	0	0	Unstable	March 19 – March 25, 2023	1
Prolonged fever	7	10	6	9	-16%	March 12 – March 18, 2023	0
Influenza-like illness	31	30	35	26	2%	11/09/2021 – 03/25/2023	296
Diarrhea	16	24	16	15	-13%		



# Commonwealth Healthcare Corporation

## Commonwealth of the Northern Mariana Islands



### CNMI Weekly OD2A Surveillance Report

EPI WEEK 12 | EPI WEEK DATE: MARCH 19 – MARCH 25, 2023

WEEKLY CASE COUNTS											
POLYSUBSTANCE		OPIOID			STIMULANT			BENZODIAZEPINE			OTHER SUBSTANCE
OVERDOSE	MISUSE	OVERDOSE	OUD	MISUSE	OVERDOSE	SUD	MISUSE	OVERDOSE	BUD	MISUSE	OVERDOSE
0	0	0	0	0	0	0	1	0	0	0	1

NOTE: The encounters have been monitored since 2020. Some individuals might be involved in multiple cases or flagged multiple times for the same type of encounter in a single EPI week. The OD2A Surveillance has expanded to include Stimulant and Polysubstance cases in 2021, Benzodiazepine cases in 2022. The Polysubstance cases are also counted under respective categories. Prior cases of any overdose related encounters might be duplicated under Other Substance Overdose category. Other Substance category analysis is solely depending on indications from the providers' notes. The substances reported are not verified by NDC number or DEA substance database.

#### OD2A SURVEILLANCE: NUMBER OF PATIENT/ENCOUNTER FLAGGED by EPI WEEK 2023



- FATAL OVERDOSE
- NON-FATAL OVERDOSE
- SUBSTANCE USE DISORDER or MISUSE

CASE: DEFINITION	
OVERDOSE	Injury to the body (poisoning) that happens when a drug is taken in excessive amounts. An overdose can be fatal or nonfatal, accidental or intentional.
POLY-SUBSTANCE	The use of more than one drug, also known as polysubstance use, is common. This includes when two or more are taken together or within a short time period, either intentionally or unintentionally. Intentional polysubstance use occurs when a person takes a drug to increase or decrease the effects of a different drug or wants to experience the effects of the combination. Unintentional polysubstance use occurs when a person takes drugs that have been mixed or cut with other substances, like fentanyl, without their knowledge. Whether intentional or not, mixing drugs is never safe because the effects from combining drugs may be stronger and more unpredictable than one drug alone, and even deadly. *For OD2A Surveillance, Poly-Substance Use only includes encounters associated with Opioids, Stimulants, and/or Benzodiazepines.
MISUSE	The use of illegal drugs and/or the use of prescription drugs in a manner other than as directed by a doctor, such as use in greater amounts, more often, or longer than told to take a drug or using someone else's prescription.
OPIOID USE DISORDER	A problematic pattern of opioid, stimulant, or benzodiazepine uses that lead to serious impairment or distress. Diagnosing OUD/SUD/BUD requires a thorough evaluation, which may include obtaining the results of urine drug testing and prescription drug monitoring program (PDMP) reports, when OUD/SUD/BUD is suspected. A diagnosis is based on specific criteria such as unsuccessful efforts to cut down or control use, or use resulting in social problems and a failure to fulfill obligations at work, school, or home, among other criteria.
STIMULANT USE DISORDER	
BENZODIAZEPINE USE DISORDER	
SUSPECTED MISUSE	Any encounters that possibly leading to the above descriptions with such providers' comments as "requesting prescription refills (at emergency department)", "drug-seeking-behavior", and "frequent ER visitor for the same complaint for chronic pain and requesting 'stronger' medication". Also, cases where providers indicate there is possibility for misuse on the EHR system or when patients inform that they took Oxycodone (for example) and no PDMP data to support the patients' statement.

#### SENTINEL SITES

**Commonwealth Healthcare Corporation (CHCC)**  
ER - Emergency Room, PCAP - Primary Care Access Point,  
CC - Children's Clinic, FCC - Family Care Clinic, WC - Women's Clinic,  
THC - Tinian Health Clinic, RHC - Rota Health Center  
**Private Clinic**  
KICH - Kagman Isla Community Health,  
TICH - Tinian Isla Community Health



**Overdose Data to Action Program**  
Suite 305, Marina Heights II Bldg.  
P.O. Box 500409, Saipan, MP 96950  
TEL: (670) 322-0061 | Email: od2a@chcc.health



# Commonwealth Healthcare Corporation

## Commonwealth of the Northern Mariana Islands



### CNMI Weekly Notifiable Disease Report

**EPI WEEK 12**

**EPI WEEK DATE:** March 19 - March 25, 2023

In the table below, weekly and year to date counts are displayed through epi week 12. Additionally, a 3-year weekly average of incident counts comparing the incident count for this time period to the average of the previous 3 years (2020-2022) is included as well as incident rates for conditions that have counts greater than 20. Rates cannot be calculated for counts less than 20 due to statistical unreliability.

Condition	Epi Week 12	2023 YTD	3-year weekly average incident counts	2023 YTD Incident Rate*	2022 Incident Rate*
<b>Enteric</b>					
Campylobacter	0	7	0	13.6	81.6
Ciguatera fish poisoning	0	0	1	0.0	7.8
Salmonella	0	7	0	13.6	44.7
<b>Environmental</b>					
Elevated Blood Lead Levels	0	1	0	1.9	9.7
<b>Sexually Transmitted</b>					
Chlamydia	5	61	5	118.9	423.5
Gonorrhea	0	10	0	19.5	33.0
Syphilis	0	1	0	1.9	5.8
<b>Respiratory</b>					
COVID-19	25	410	80	799.3	19061.7
Post-Vaccine	16	307	54	598.5	12594.5
<b>Tuberculosis</b>					
TB, Confirmed	2	7	1	13.6	38.9
TB, Under Investigation	1	13	0.2	25.3	50.5

\*Rate per 100,000; Data are preliminary and subject to change. CNMI population estimates were determined using 2021 & 2022 Census International Database ([https://www.census.gov/data-tools/demo/idb/#/country?YR\\_ANIM=2021&COUNTRY\\_YR\\_ANIM=2021&FIPS\\_SINGLE=CQ](https://www.census.gov/data-tools/demo/idb/#/country?YR_ANIM=2021&COUNTRY_YR_ANIM=2021&FIPS_SINGLE=CQ))



# Commonwealth Healthcare Corporation

## Commonwealth of the Northern Mariana Islands



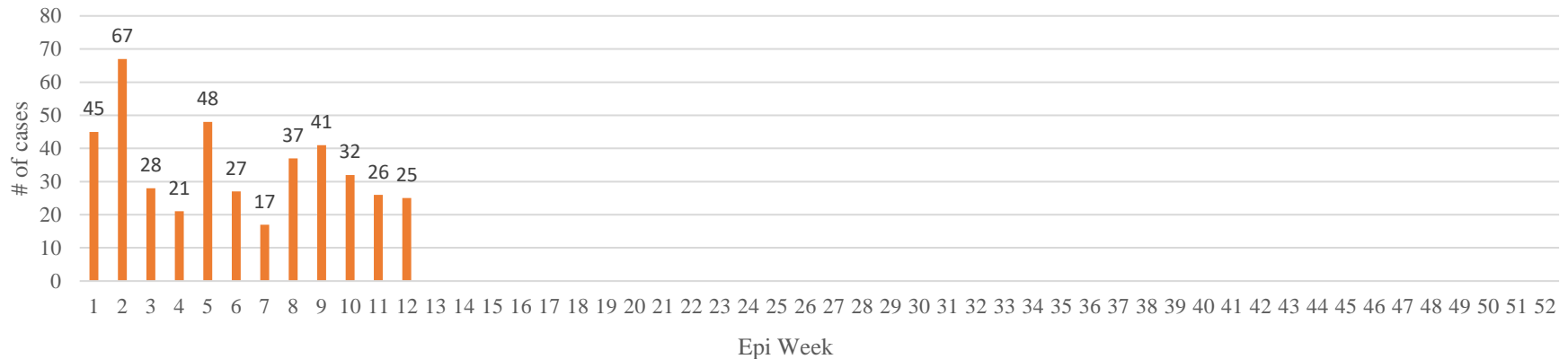
### CNMI Weekly COVID-19 Surveillance Report

EPI WEEK 12

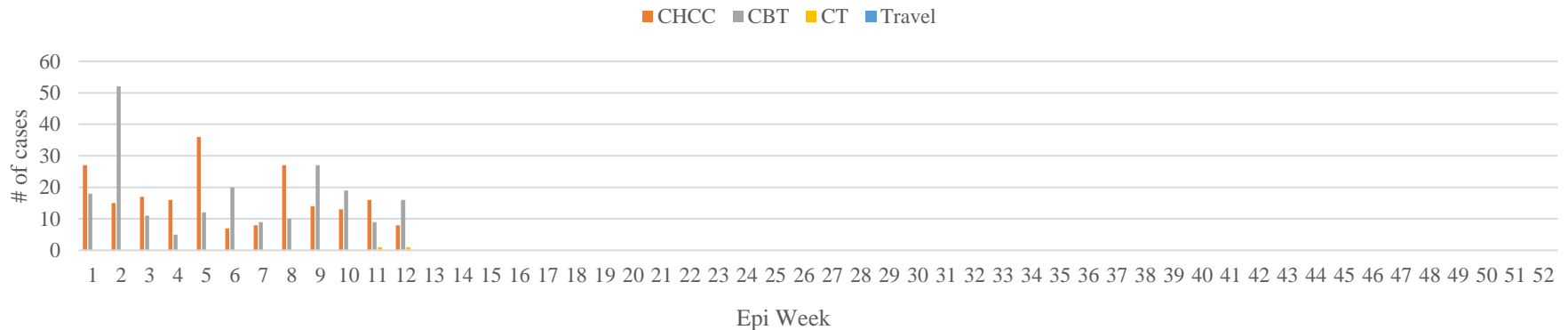
EPI WEEK DATE: March 19 - March 25, 2023

For additional COVID-19 data, please visit this link: <https://chcc.datadriven.health/ui/99/dashboard/cbaeede2-4f75-11eb-b380-0242ac1d004a>

#### Covid-19 Cases Reported, January 01, 2023 - March 25, 2023



#### Covid-19 Diagnoses Source, January 01, 2023 - March 25, 2023



For **COVID-19 vaccination data**, please visit this link: <https://www.vaccinatecnmi.com/vax-dashboard/>

\*Data are preliminary and subject to change.





# Commonwealth Healthcare Corporation

## Commonwealth of the Northern Mariana Islands



### CNMI Weekly Health & Vital Statistics Report

REPORTING PERIOD: EPI YEAR 2023 as of EPI WEEK 12

The statistics on births, deaths, and causes of deaths in this report are derived from birth and death registrations processed daily at the Health and Vital Statistics Office.

<ul style="list-style-type: none"><li>• <b>Number of births:</b> <u>11(140)</u></li><li>• <b>Average:</b> <u>13(per week)</u></li><li>• <b>Infections present and/or treated during pregnancy:</b><ul style="list-style-type: none"><li>○ Chlamydia: 0(2)</li><li>○ Gonorrhea: 0(0)</li><li>○ Syphilis: 0(0)</li><li>○ Hepatitis B: 0(0)</li><li>○ Hepatitis C: 0(0)</li><li>○ COVID-19: 0(0)</li></ul></li><li>• <b>Substance use during pregnancy:</b><ul style="list-style-type: none"><li>○ Cigarette smoking: 0(3)</li><li>○ Betelnut chewing: 1(4)</li><li>○ Betelnut chewing + tobacco: 0(2)</li><li>○ Alcohol use: 0(0)</li><li>○ Drug use: 0(0)</li></ul></li><li>• <b>Maternal risk factors in pregnancy:</b><ul style="list-style-type: none"><li>○ Pre-pregnancy DM: 0(2)</li><li>○ Gestational DM: 3(17)</li><li>○ Pre-pregnancy HTN: 1(3)</li><li>○ Gestational HTN: 2(7)</li></ul></li><li>• <b>Infant risk factors (Low survival births)</b><ul style="list-style-type: none"><li>○ Birth weight &lt; 1500 grams: 0(2)</li><li>○ Birth weight &lt; 2500 grams: 1(12)</li><li>○ Gestation age &lt; 37 weeks: 2(15)</li></ul></li></ul>	<ul style="list-style-type: none"><li>• <b>Number of deaths:</b> <u>7(54)</u></li><li>• <b>Average:</b> <u>5(per week)</u></li><li>• <b>Number of deaths who received COVID-19 vaccine:</b><table><tr><th>Age range:</th><th>&lt; 5</th><th>≥ 5</th><th>12-17</th><th>18 &amp; over</th></tr><tr><td>N° of death</td><td>0(0)</td><td>0(0)</td><td>0 (0)</td><td>7(54)</td></tr><tr><td>N° Vaccinated</td><td>0(0)</td><td>0 (0)</td><td>0 (0)</td><td>7(32)</td></tr><tr><td>% Vaccinated</td><td>0%</td><td>0%</td><td>0%</td><td>59%</td></tr></table></li><li>• <b>Mortality Surveillance:</b> <u>7(47)</u><ul style="list-style-type: none"><li>○ Non-communicable diseases: 7(42)<ul style="list-style-type: none"><li>▪ <i>Cancer related deaths</i> 2(11)</li></ul></li><li>○ COVID-19 related deaths: 0(1)</li><li>○ <i>COVID-19 as other contributing conditions</i><sup>1</sup>: 0(1)</li><li>○ Fetal deaths<sup>2</sup>: 0(2)</li><li>○ Perinatal deaths<sup>3</sup>: 0(2)</li><li>○ Infant deaths: 0(0)</li><li>○ Neonatal deaths (&lt; 28 days): 0(0)</li><li>○ Post neonatal deaths (aged 28 – 365 days): 0(0)</li><li>○ Children (aged 1 - 4 yrs) deaths: 0(0)</li><li>○ Maternal deaths: 0(0)</li><li>○ Suicide deaths, adolescent: 0(0)</li><li>○ Suicide deaths, adult: 0(2)</li><li>○ Traffic fatality deaths: 0(0)</li><li>○ Opioid deaths: 0(0)</li><li>○ Lead poisoning: 0(0)</li></ul></li></ul>	Age range:	< 5	≥ 5	12-17	18 & over	N° of death	0(0)	0(0)	0 (0)	7(54)	N° Vaccinated	0(0)	0 (0)	0 (0)	7(32)	% Vaccinated	0%	0%	0%	59%
Age range:	< 5	≥ 5	12-17	18 & over																	
N° of death	0(0)	0(0)	0 (0)	7(54)																	
N° Vaccinated	0(0)	0 (0)	0 (0)	7(32)																	
% Vaccinated	0%	0%	0%	59%																	

Data source: Electronic Vital Registration System (EVRS)



# Commonwealth Healthcare Corporation

## Commonwealth of the Northern Mariana Islands

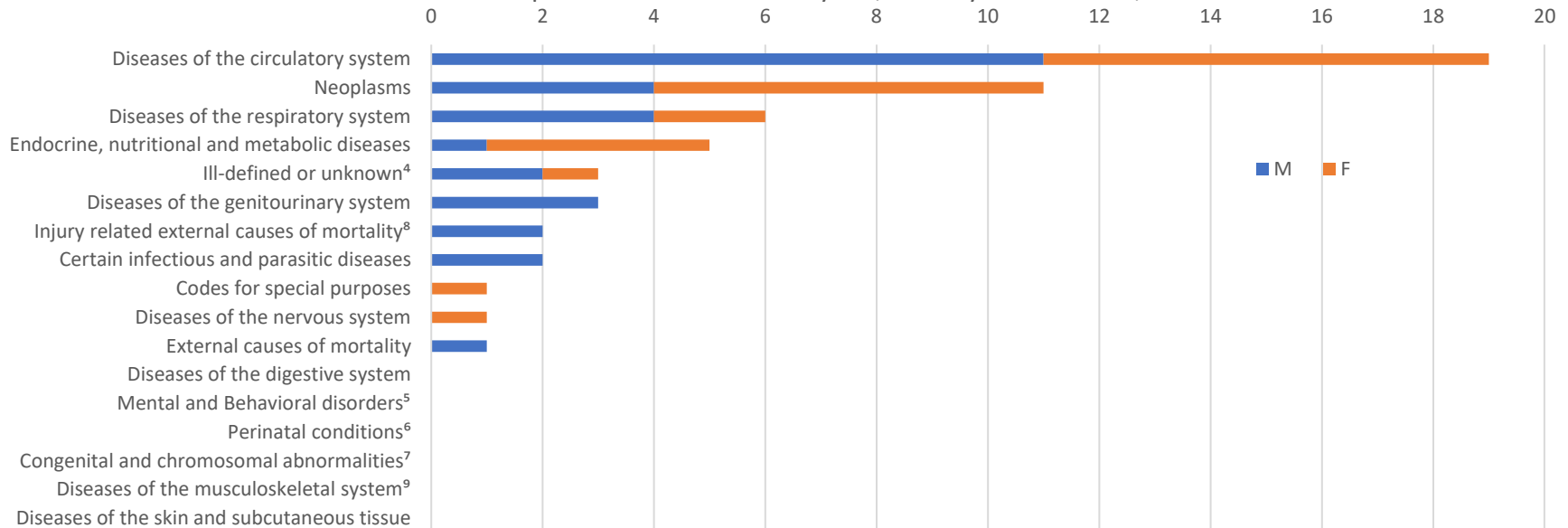


### CNMI Weekly Health & Vital Statistics Report

REPORTING PERIOD: EPI YEAR 2023 as of EPI WEEK 12

The statistics on births, deaths, and causes of deaths in this report are derived from birth and death registrations processed daily at the Health and Vital Statistics Office.

Disease-specific causes of death by sex, January 1 - March 25, 2023



<sup>4</sup> Symptoms, signs and abnormal clinical and laboratory findings, not elsewhere classified; <sup>5</sup> Mental, Behavioral and Neurodevelopmental disorders; <sup>6</sup> Congenital malformations, deformations and chromosomal abnormalities; <sup>7</sup> Injury, poisoning and certain other consequences of external causes; <sup>8</sup> Diseases of the musculoskeletal system and connective tissue.

Vital events reported, January 1 - March 25, 2023

